

# AIR-152

Installation speaker



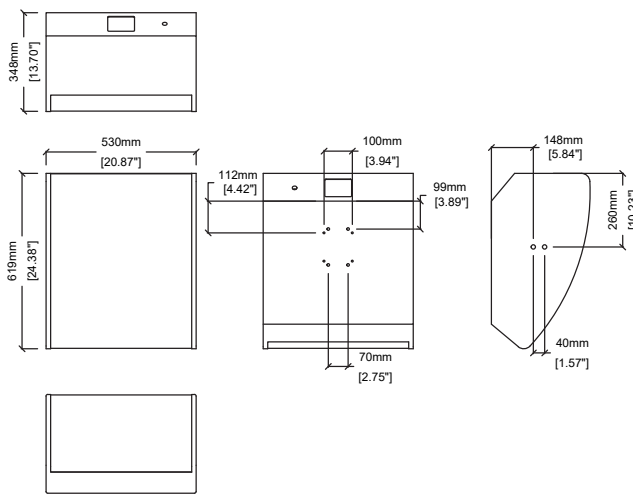
AIR series has been created as the series of installation-dedicated speakers, backed-up with various mounting hardware options for ease and versatility of set-up.

Benefiting from truly point-source design based on coaxial and full-range speakers, AIR series opens a new dimension for speaker placement to achieve best possible coverage while keeping sound system visual imprint to the lowest possible minimum.

Powerful installation-dedicated system with 15" coaxial speaker. Compact and carefully optimized enclosures have been designed to make the model fit into any interior, achieving most performance per the space occupied.



## DIMENSIONS



## SPECIFICATIONS

Frequency Response (-10dB)	50 - 18000 Hz
Max SPL <sup>1</sup>	134 dB
Sensitivity (1W/1m)	97 dB
Driver	15" coaxial
Nominal Coverage (H x V)	80° x 80°
Impedance	4 / 8 Ohm
Nominal power <sup>2</sup>	600 W
Connectors	Phoenix
Dimensions (W x H x D)	530 x 619 x 348 mm / 20,87" x 24,38" x 13,70"
Net weight	25,5 kg / 56.22 lbs
Shipping weight	27,5 kg / 60,63 lbs
Mounting	VESA 100 x 100; 4 x M10 mounting points; M10 safety point
Enclosure material	Plywood, wear-resistant paint
Speaker protection	Steel grill, acoustically transparent backing

<sup>1</sup> - pink noise, filtered according to AES 2 - 2012, crest factor 9 dB  
<sup>2</sup> - based on transducer power measured according to AES 2 - 2012

## CONNECTIONS

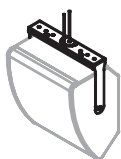
Use Hi-pass filter to prevent speaker damage and distorted sound by eliminating low non-audible frequencies in input signal.

Do not exceed input power ratings mentioned in specifications while exploiting the speaker system.

Speaker system comes with Phoenix terminals for connection to amplifier.

Signal +	Terminal +
Signal -	Terminal -
High pass filter:	
Freq, no less than	45 Hz
Order, no less than	18 dB/oct
Recommended amplifier power	600 - 1200 W on nominal impedance

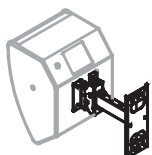
## ACCESSORIES



**LAIR-152**  
Mounting bracket



**WMT-20**  
Wall mount adapter



**WRM-18**  
**WRM-25**  
Wall arm with pan and tilt function

## SAFETY INSTRUCTIONS

- Do not pour liquids on speaker system - this may cause driver cone destruction and unappealing speaker appearance. Do not allow direct sunlight on speaker cone in order to prevent premature failure. Do not install speaker system near open flames or heating elements.
- Do not use speaker system with damaged speakON or speaker cable so as not to cause electric shock hazard or fire hazard.
- Make sure speaker system is firmly set up on the floor, stage, or wall (where applicable).
- While setting speaker system up onto an angled or slippery surface, make the necessary arrangements to avoid vibration-induced movement.
- Speaker system is capable of delivering significant sound pressure levels. To avoid permanent or temporary hearing damage, prolonged exposure to sound pressure levels exceeding 90 dB should be limited.