

# Sting 8 IP - 74




## Weather-resistant passive full-range speaker

STING series combines performance, ease of system integration, and user-friendliness, making it a highly flexible powerful system for portable and installation purposes.

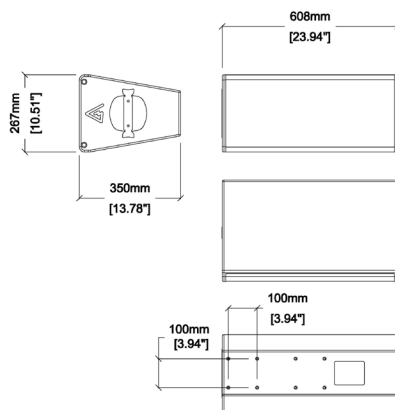
STING 8 incorporates two 8-inch neodymium woofers with a 1.5-inch neodymium high-frequency driver into a perfectly coherent point source design, delivering focused directivity and pristine sound power for most demanding applications.

Looking for even better control? With rotatable horns providing different dispersion, STING 8 puts your sound right where it belongs without sacrificing power, smooth response, or reliability.

Mounting accessories were carefully designed to put the user in charge of installation, not the other way around. IP54 weather protection allows to use STING 8 IP in harsh environmental conditions, such as outdoor concerts, concert tours, ice arenas and theme parks.



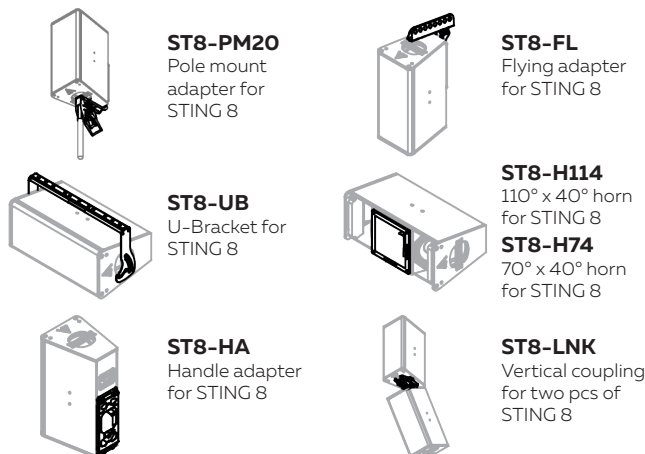
### DIMENSIONS



### SPECIFICATIONS

Frequency Response (-10dB)	65 - 19000 Hz
Max SPL <sup>1</sup>	135 dB
Sensitivity (1W/1m)	98 dB
LF Driver	2 x 8", 2,5" VC
HF Driver	1,5", 2,8" VC
Nominal Coverage Angle	70° x 40° or 40° x 70° rotatable horn
Impedance	8 Ohm
Nominal power <sup>2</sup>	600 W
Connector	2 x Neutrik Speakon
Dimensions (W x H x D)	608 x 267 x 350 mm / 23,94" x 10,51" x 13,78"
Net weight	19,8 kg / 43,65 lbs
Shipping weight	22,8 kg / 50,27 lbs
Mounting	2 x VESA 100x100, 4 x M8
Weather-protection	IP54
Enclosure material	Plywood, wear-resistant paint
Speaker protection	Steel grill, acoustically transparent backing

### ACCESSORIES



**ST8-PM20**  
Pole mount adapter for STING 8

**ST8-FL**  
Flying adapter for STING 8

**ST8-H114**  
110° x 40° horn for STING 8

**ST8-H74**  
70° x 40° horn for STING 8

**ST8-HA**  
Handle adapter for STING 8

**ST8-LNK**  
Vertical coupling for two pcs of STING 8

### SAFETY INSTRUCTIONS

1. Do not pour liquids on speaker system - this may cause driver cone destruction and unappealing speaker appearance. Do not allow direct sunlight on speaker cone in order to prevent premature failure. Do not install speaker system near open flames or heating elements.
2. Do not use speaker system with damaged connectors or speaker cable so as not to cause electric shock hazard or fire hazard.
3. Make sure speaker system is firmly set up on the floor, stage, or wall (where applicable).
4. While setting speaker system up onto an angled or slippery surface, make the necessary arrangements to avoid vibration-induced movement.
5. Speaker system is capable of delivering significant sound pressure levels. To avoid permanent or temporary hearing damage, prolonged exposure to sound pressure levels exceeding 90 dB should be limited.

<sup>1</sup> - pink noise, filtered according to AES 2 - 2012, crest factor 9 dB  
<sup>2</sup> - based on transducer power measured according to AES 2 - 2012

### CONNECTIONS

Use Hi-pass filter to prevent speaker damage and distorted sound by eliminating low non-audible frequencies in input signal.

Do not exceed input power ratings mentioned in specifications while exploiting the speaker system.

Speaker system comes with two Neutrik® Speakon heavy duty sockets for easy connection.

Signal +	1 + (Speakon), + terminal (Phoenix)
Signal -	1 - (Speakon), - terminal (Phoenix)
High pass filter:	
Freq, no less than	55 Hz
Order, no less than	18 dB/oct
Recommended amplifier power	600 - 1200 W on nominal impedance