



ELITE IP



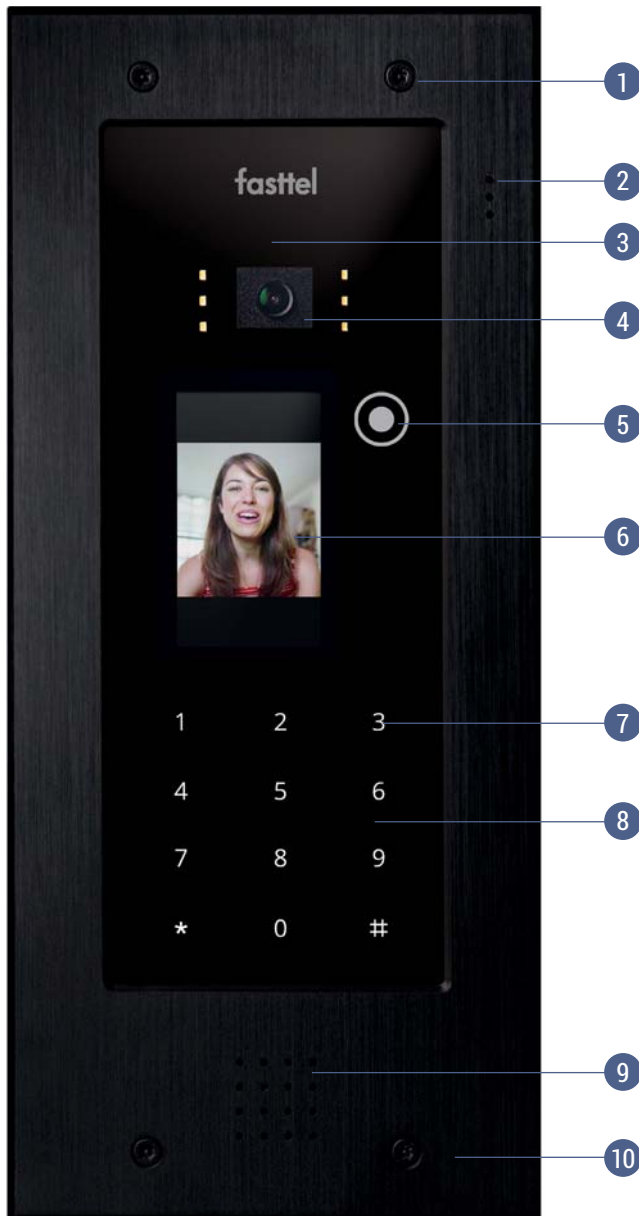
## OUTDOOR STATION

# WIZARD ELITE IP



The Wizard Elite IP is the showpiece of Fasttel. Both the high end design as the technical characteristics are unknown.

For this reason the Elite IP is usable in both residential as industrial projects. A rare combination!



## SPECIFICATIONS

1. The Wizard Elite is firmly fixed with 4 anti vandalism screws.
2. The volume of the microphone can be regulated independently of the loudspeaker volume.
3. The RFID badge reader (ISO/IEC 14443A/MIFARE) can be activated at any time with a licence key.
4. The 160° color camera is very subtly concealed so that your visitor does not feel spied on and vandalism is not attracted.
5. Up to 10 numbers can be programmed per push button. Light intensity and color can be adjusted according to your wishes.
6. In the multifunctional 3 inch TFT color screen any Jpegs can be uploaded. Like this you can introduce your name, (company) logo and house number. Free texts can also be entered and changed without any problems. Bidirectional video is possible.
7. The keyboard has 3 functions: access control, telephone, and destination selection (if more than 4 buttons are required).
8. The 6 mm glass plate is baked 2x on high temperature for a lifelong durability.
9. The very powerful load speaker can be settled in different steps.
10. The aluminium frame work is the perfect final touch.

## DIMENSIONS

### Small model

Up to 4 buttons without keyboard  
Total dimension: 245x155 mm  
Recess to provide for flush mounted model:  
245x135x62 mm (HxWxD).

### Large model

All models with keyboard:  
Total Dimensions: 348x155 mm  
Recess to provide for flush mounted model:  
332x135x62 mm (HxWxD)

For each model a 143 mm wide frame is available (FT25SF).

### Surface mounted or flush mounted model?

The surface mounted or flush mounted frame you choose defines the result!



*FT25BUS: small model  
FT25BUL: large model  
Detail picture surface mounted frame*



*FT25BIS: small model  
FT25BIL: large model  
Detail picture flush mounted frame*

## OUTDOOR STATION

# WIZARD ELITE IP

### MODELS WITHOUT KEYPAD

Ten numbers can be called per push button.

FT25BUS Painted frame for surface mounting RAL9005 or  
FT25BIS Zincor frame for flush mounting.

### MODELS WITH KEYPAD

Ten numbers can be called per push button.

Up to 10 controls are possible with the keyboard.

Can also be configured as a phone. Optionally also available as a 999 button module.

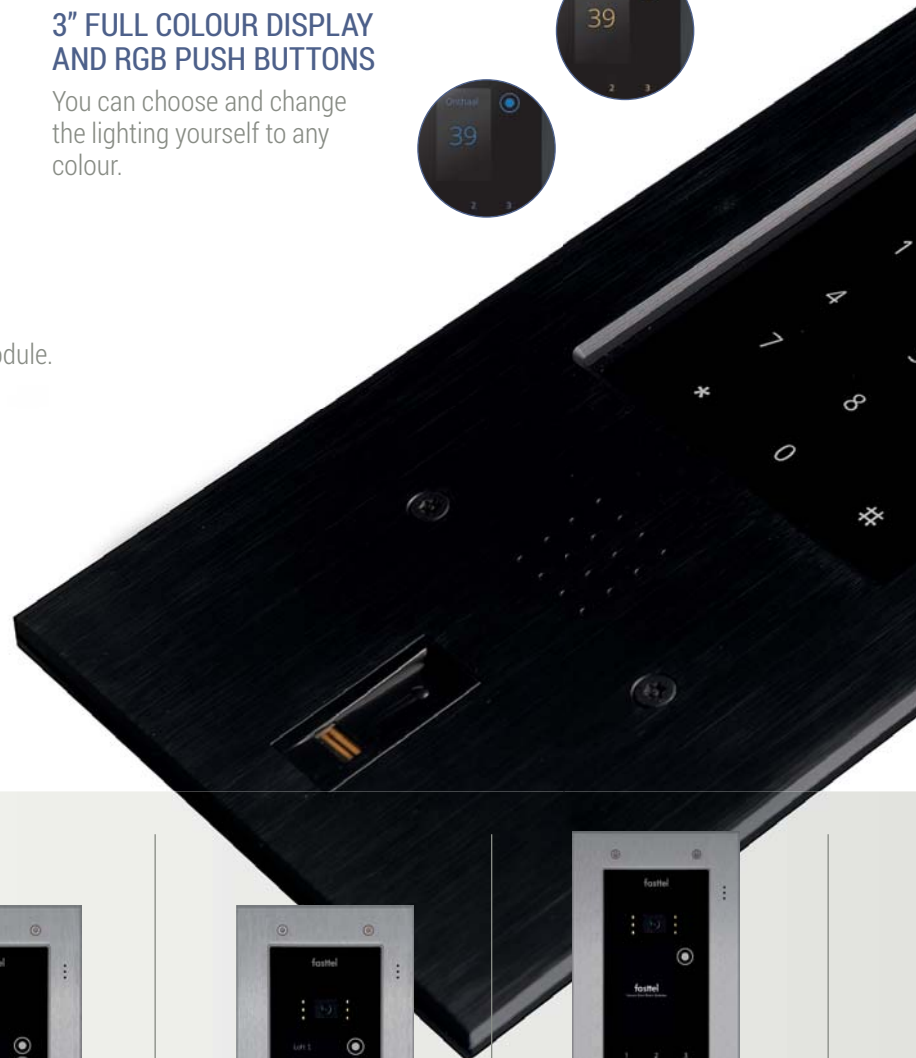
FT25BUL Painted frame for surface mounting RAL9005 or  
FT25BIL Zincor frame for flush mounting.

### ALL MODELS CAN BE EXPANDED WITH THE FOLLOWING OPTIONS:

1. Integrated 160° colour camera
2. FTPROXILIC: Integrated badge reader via licence key
3. FT25HS: Set of accessories for recessed model
4. FT25SF: Narrower frame for 15-cm pillar
5. FTEKEY: Ekey fingerprint reader
6. FTBRONZE: Bronze frame cover

### 3" FULL COLOUR DISPLAY AND RGB PUSH BUTTONS

You can choose and change the lighting yourself to any colour.



#### FT2501IP

1 button,  
1 x 10 numbers

with colour camera  
FT2501IPVC



#### FT2502IP

2 buttons,  
2 x 10 numbers

with colour camera  
FT2502IPVC



#### FT2503IP

3 buttons,  
3 x 10 numbers

with colour camera  
FT2503IPVC



#### FT2504IP

4 buttons,  
4 x 10 numbers

with colour camera  
FT2504IPVC



#### FT2501KIP

1 button,  
1 x 10 numbers  
and keyboard

with colour camera  
FT2501KIPVC





## MODEL FT25VI

With the module FT25PROXILIC, Fasttel offers you an integrated badge reader that can switch the internal relay of the Wizard Elite IP as well as be connected to an external access control system.

To avoid compatibility problems, Fasttel can install your own reader in every model.

The outdoor unit is then extended with an extra glass plate so that it all forms a beautiful whole.

Note: order special recessed casing FT25BILM or mounted casing FT25BULM!



### FTB2502KIP

2 buttons,  
2 x 10 numbers  
and keyboard

with colour camera  
FTB2502KIPVC



### FTB2503KIP

3 buttons,  
3 x 10 numbers  
and keyboard

with colour camera  
FTB2503KIPVC



### FTB2504KIP

4 buttons,  
4 x 10 numbers  
and keyboard

with colour camera  
FTB2504KIPVC

### FT2501KIP+FT25VI

1 button, 1 x 10 numbers  
and space for own badge  
reader

with colour camera  
FT2501KIPVC + FT25VI

## EXTENSION MODULES



### FT4SWIP

This IP based input/output module extends greatly the possibilities of the Wizard series and indoor unit VISITOR! Thus, you can make 4 additional controls with your telephone and the optional keypad.

Therefore, the FT4SWIP is necessary when you have to control independently several doors.

This module also increases safety: the relays are inside. This module shows the status of multiple gates (open/closed) on both the VISITOR! as our app.

Maximum 2 modules per Wizard.

### FTPROXILIC, FTPROXIKIP AND FTPROXISIP

This module is entirely invisibly incorporated in the Wizard. You can use the FTPROXILIC in two ways:

1. The module activates an internal relay from the Wizard or a web relay from the FT4SWIP.
2. The module is coupled by WIEGAND to the external controller of an access control supplier. Thus, all kinds of recordings, restrictions, and controls are possible.

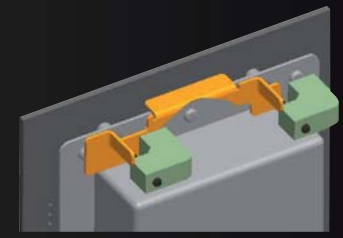
This module is a licence and can thus be activated during or after the purchase of the Wizard.

### FTFRAME

Presentation frame in the same size and finish as the Wizard Elite IP.

### FTEKEY

Perfect integration of all Ekey fingerprint readers.



### FT25HV

The Wizard Elite is finished with a brushed aluminum frame. But: integrating the Wizard from behind so that his glass plate is flush with the rest remains the ultimate.

This piece of customization is greatly facilitated with the FT25HV frame.

Make the recess for the glass, micro and loudspeaker and stick the FT25HV 1 cm from the inside. Then the entire door phone is fixed in its entirety with nuts. Simple but the result is a beautifully tight whole!

### FT25SPLIC SPEECH MODULE

Speech module which makes it possible to welcome your visitor with a spoken message. During 4 moments a message can be played:

- when pushing the button
- when opening the door
- when ending the conversation
- when forming correct/faulty code on keyboard.

### FTB25K ACCESS KEYPAD

Stand Alone or Wiegand RGB keypad in the same design as Elite. As stand alone 2 relays on board and 5 wiegand protocols.

- |          |                               |
|----------|-------------------------------|
| FT25K    | outdoor keypad                |
| FT25KBIS | flush mounted frame           |
| FT25KBUS | surface mounted frame         |
| FT25KINT | internal module with 2 relays |

(Not needed if Wiegand is used.)

### FT25HS SET OF ACCESSORIES

This set of accessories is very practical, whenever the Wizard Elite must be fitted into a hollow wall or pillar.

**fasttel**

Door Entry Systems

FASTTEL BELGIUM (Headquarters)

Klipsenstraat 18A, 9160 Lokeren | T +32 (0)9 244 65 20  
info@fasttel.com | www.fasttel.com

FASTTEL NETHERLANDS

Heiligenboom 3, 5066 CB Moergestel | T +31 (0)13 513 65 14  
info@fasttel.nl | www.fasttel.nl

[shop.fasttel.com](https://shop.fasttel.com)